



ELITE IP



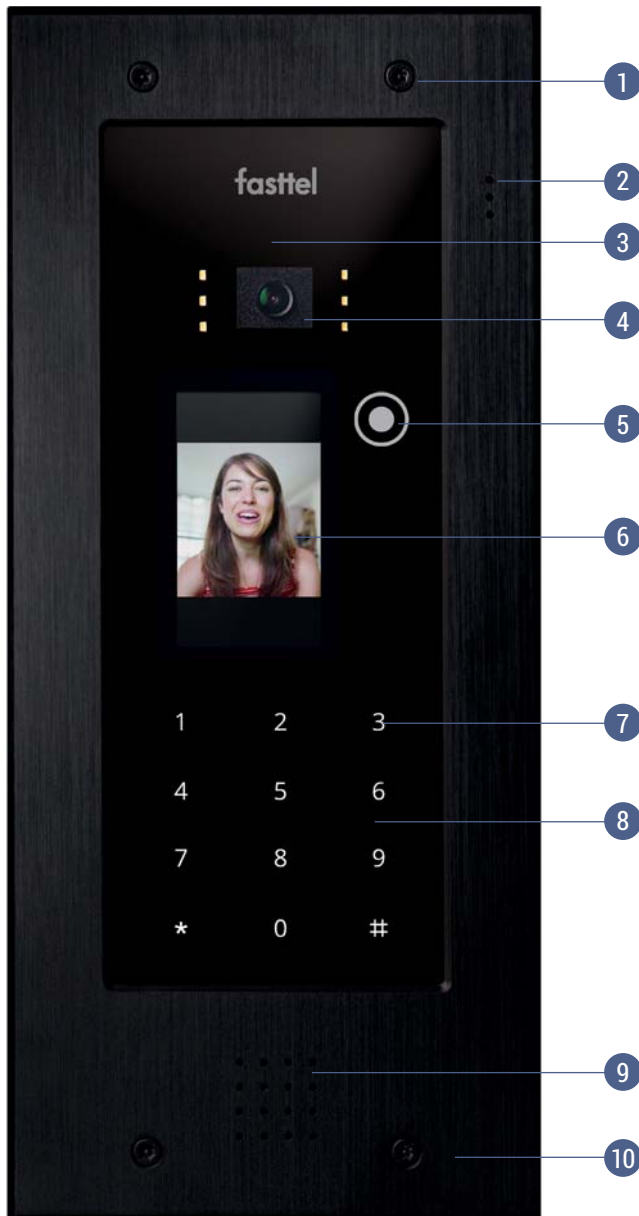
## OUTDOOR STATION

# WIZARD ELITE IP



The Wizard Elite IP is the showpiece of Fasttel. Both the high end design as the technical characteristics are unknown.

For this reason the Elite IP is usable in both residential as industrial projects. A rare combination!



## SPECIFICATIONS

1. The Wizard Elite is firmly fixed with 4 anti vandalism screws.
2. The volume of the microphone can be regulated independently of the loudspeaker volume.
3. The RFID badge reader (ISO/IEC 14443A/MIFARE) can be activated at any time with a licence key.
4. The 160° color camera is very subtly concealed so that your visitor does not feel spied on and vandalism is not attracted.
5. Up to 10 numbers can be programmed per push button. Light intensity and color can be adjusted according to your wishes.
6. In the multifunctional 3 inch TFT color screen any Jpegs can be uploaded. Like this you can introduce your name, (company) logo and house number. Free texts can also be entered and changed without any problems. Bidirectional video is possible.
7. The keyboard has 3 functions: access control, telephone, and destination selection (if more than 4 buttons are required).
8. The 6 mm glass plate is baked 2x on high temperature for a lifelong durability.
9. The very powerful load speaker can be settled in different steps.
10. The aluminium frame work is the perfect final touch.

## DIMENSIONS

### Small model

Up to 4 buttons without keyboard  
Total dimension: 245x155 mm  
Recess to provide for flush mounted model:  
245x135x62 mm (HxWxD).

### Large model

All models with keyboard:  
Total Dimensions: 348x155 mm  
Recess to provide for flush mounted model:  
332x135x62 mm (HxWxD)

For each model a 143 mm wide frame is available (FT25SF).

### Surface mounted or flush mounted model?

The surface mounted or flush mounted frame you choose defines the result!



*FT25BUS: small model  
FT25BUL: large model  
Detail picture surface mounted frame*



*FT25BIS: small model  
FT25BIL: large model  
Detail picture flush mounted frame*

## OUTDOOR STATION

# WIZARD ELITE IP

### MODELS WITHOUT KEYPAD

Ten numbers can be called per push button.

FT25BUS Painted frame for surface mounting RAL9005 or  
FT25BIS Zincor frame for flush mounting.

### MODELS WITH KEYPAD

Ten numbers can be called per push button.

Up to 10 controls are possible with the keyboard.

Can also be configured as a phone. Optionally also available as a 999 button module.

FT25BUL Painted frame for surface mounting RAL9005 or  
FT25BIL Zincor frame for flush mounting.

### ALL MODELS CAN BE EXPANDED WITH THE FOLLOWING OPTIONS:

1. Integrated 160° colour camera
2. FTPROXILIC: Integrated badge reader via licence key
3. FT25HS: Set of accessories for recessed model
4. FT25SF: Narrower frame for 15-cm pillar
5. FTEKEY: Ekey fingerprint reader
6. FTBRONZE: Bronze frame cover

### 3" FULL COLOUR DISPLAY AND RGB PUSH BUTTONS

You can choose and change the lighting yourself to any colour.



#### FT2501IP

1 button,  
1 x 10 numbers

with colour camera  
FT2501IPVC



#### FT2502IP

2 buttons,  
2 x 10 numbers

with colour camera  
FT2502IPVC



#### FT2503IP

3 buttons,  
3 x 10 numbers

with colour camera  
FT2503IPVC



#### FT2504IP

4 buttons,  
4 x 10 numbers

with colour camera  
FT2504IPVC



#### FT2501KIP

1 button,  
1 x 10 numbers  
and keyboard

with colour camera  
FT2501KIPVC





### MODEL FT25VI

With the module FTPROXILIC, Fasttel offers you an integrated badge reader that can switch the internal relay of the Wizard Elite IP as well as be connected to an external access control system.

To avoid compatibility problems, Fasttel can install your own reader in every model.

The outdoor unit is then extended with an extra glass plate so that it all forms a beautiful whole.

Note: order special recessed casing FT25BILM or mounted casing FT25BULM!



### FTB2502KIP

2 buttons,  
2 x 10 numbers  
and keyboard

with colour camera  
FTB2502KIPVC



### FTB2503KIP

3 buttons,  
3 x 10 numbers  
and keyboard

with colour camera  
FTB2503KIPVC



### FTB2504KIP

4 buttons,  
4 x 10 numbers  
and keyboard

with colour camera  
FTB2504KIPVC

### FT2501KIP+FT25VI

1 button, 1 x 10 numbers  
and space for own badge  
reader

with colour camera  
FT2501KIPVC + FT25VI

## EXTENSION MODULES



### FT4SWIP

This IP based input/output module extends greatly the possibilities of the Wizard series and indoor unit VISITOR! Thus, you can make 4 additional controls with your telephone and the optional keypad.

Therefore, the FT4SWIP is necessary when you have to control independently several doors.

This module also increases safety: the relays are inside. This module shows the status of multiple gates (open/closed) on both the VISITOR! as our app.

Maximum 2 modules per Wizard.

### FTPROXILIC, FTPROXIKIP AND FTPROXISIP

This module is entirely invisibly incorporated in the Wizard. You can use the FTPROXILIC in two ways:

1. The module activates an internal relay from the Wizard or a web relay from the FT4SWIP.
2. The module is coupled by WIEGAND to the external controller of an access control supplier. Thus, all kinds of recordings, restrictions, and controls are possible.

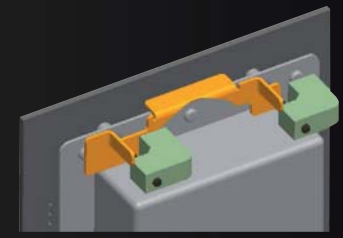
This module is a licence and can thus be activated during or after the purchase of the Wizard.

### FTFRAME

Presentation frame in the same size and finish as the Wizard Elite IP.

### FTEKEY

Perfect integration of all Ekey fingerprint readers.



### FT25HV

The Wizard Elite is finished with a brushed aluminum frame. But: integrating the Wizard from behind so that his glass plate is flush with the rest remains the ultimate.

This piece of customization is greatly facilitated with the FT25HV frame.

Make the recess for the glass, micro and loudspeaker and stick the FT25HV 1 cm from the inside. Then the entire door phone is fixed in its entirety with nuts. Simple but the result is a beautifully tight whole!

### FT25SPLIC SPEECH MODULE

Speech module which makes it possible to welcome your visitor with a spoken message. During 4 moments a message can be played:

- when pushing the button
- when opening the door
- when ending the conversation
- when forming correct/faulty code on keyboard.

### FTB25K ACCESS KEYPAD

Stand Alone or Wiegand RGB keypad in the same design as Elite. As stand alone 2 relays on board and 5 wiegand protocols.

- |          |                               |
|----------|-------------------------------|
| FT25K    | outdoor keypad                |
| FT25KBIS | flush mounted frame           |
| FT25KBUS | surface mounted frame         |
| FT25KINT | internal module with 2 relays |

(Not needed if Wiegand is used.)

### FT25HS SET OF ACCESSORIES

This set of accessories is very practical, whenever the Wizard Elite must be fitted into a hollow wall or pillar.





WIZARD  
AP@RTMENT



OUTDOOR UNIT

# Wizard Ap@rtment



Up to 999 apartments in 1 unit!

The Wizard Ap@rtment is a unique solution for apartment buildings. After all, no cabling is required, even with video!

The diagram on the right shows how.

- The outdoor unit is directly connected to the building's internet connection.
- The internal units also but when this is not possible (eg during renovations) they can be connected to the own (wifi) internet connection of the apartment itself. These indoor stations will automatically find the outdoor station via the built-in VPN tools. So no settings need to be made in any router and the solution is 100% safe.
- Residents can also use an app on their mobile device or PC.
- The installer / building manager can customize the scrolling name list in the HD digital display from anywhere in the world, avoiding expensive relocations.



## FLUSH OR SURFACE MOUNTED FT2520

Up to 20 apartments  
20 x 2 destinations

Database editable remotely.  
With 160° color camera:  
FT2520VC

Finishing: Aluminium natural  
anodized



## FLUSH OR SURFACE MOUNTED FTB2520K

Up to 20 apartments  
20 x 2 destinations  
With access keyboard

Database editable remotely.  
With 160° color camera:  
FTB2520KVC

Finishing: black anodised



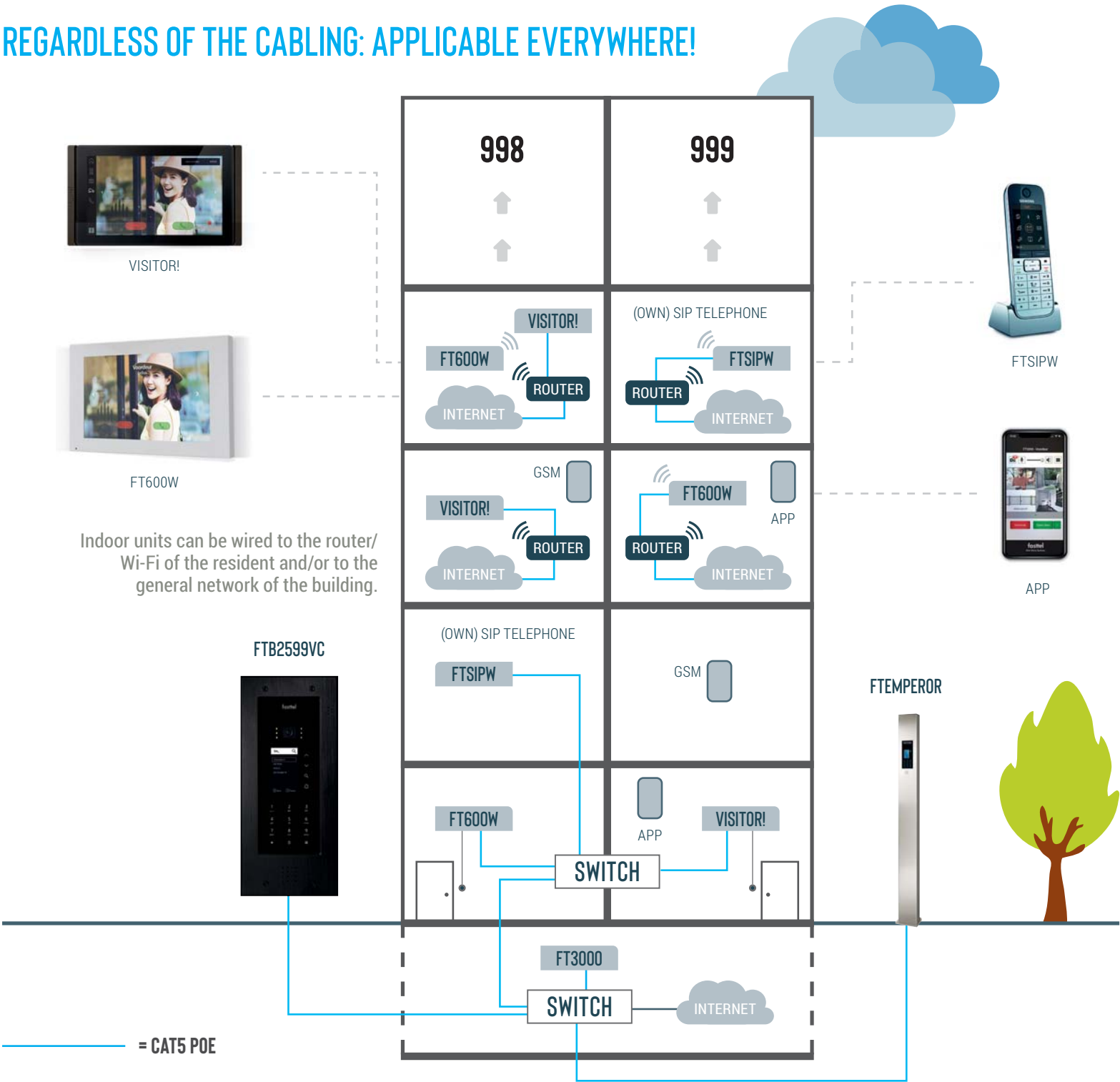
## FLUSH OR SURFACE MOUNTED FTB2599

Up to 999 apartments  
999 x 2 destinations  
With access keyboard

Search by scroll, by name and/or house  
number. Database editable remotely.  
With 160° color camera:  
FTB2599VC

Finishing: black anodised

# REGARDLESS OF THE CABLING: APPLICABLE EVERYWHERE!



Connect outdoor station + FT3000 Smart SIP Server (if with video) or Fasttel VOIP telephone line (without video) to the internet.



ELEGANCE IP





## OUTDOOR UNIT

# WIZARD ELEGANCE IP

The wizard elegance is the most compact door phone on the market that combines up to 4 push buttons, a keypad, and a 160° camera in a single stylish design.



## SPECIFICATIONS

1. Tempered glass with capacitive button sticker: there are always 4 invisible buttons and a keypad available. This allows flexible upgrades of the configuration.
2. The 160° colour camera is discreetly incorporated, so that the visitor is unaware of being observed. This will deter vandalism.
3. The keypad can activate 2 relays and can be used as a telephone. Is automatically activated from the 1st code entry.
4. This black layout is included in delivery. Give your door phone a personal touch! You can easily slide in your own design behind the glass. Provides choices of background
5. A fiber optic sticker and 1 RGB LED allow any color as lighting to choose. When ringing, the LED will flash on/off for visual feedback.
6. Housing in brushed aluminium and glass.
7. Each button can call up to 10 phone numbers.
8. The microphone is mounted at the bottom, so that it will not be affected by moisture and wind.



## DIMENSIONS

Height: 191 mm  
Width: 142 mm  
Depth: 35 mm

Due to its slim design, the Wizard Elegance is only available as a surface-mounted model.



*Detail picture surface mounted*

OUTDOOR UNIT

## WIZARD ELEGANCE IP

SURFACE MOUNTED MODEL

Access keyboard and additional buttons are standard freely adjustable!



RGB KEYBOARD AND  
RGB PUSH BUTTONS

You can choose the lighting in any color yourself and change it at any time.



### SURFACE MODEL FTG29X4KVC GRAY

1 to 4 push buttons and keyboard free adjustable during or after installation.

Two templates are included:  
1 button with and without keypad.  
Other templates available separately.

Including 160° color camera.

Finish: Aluminum natural anodized.

### SURFACE MODEL FTZ29X4KVC BLACK

1 to 4 push buttons and keyboard free adjustable during or after installation.

Two templates are included:  
1 button with and without keypad.  
Other templates available separately.

Including 160° color camera.

Finish: Aluminum black anodized.



**ARE THE 2 STANDARD TEMPLATES ON THE LEFT  
NOT EXACTLY YOUR CHOICE?**

Then order the option FT29X-SJABL.

This is a packaging with the possibility to make any any model  
of door phone.

- 1 up to and including 4 push buttons with all possible house numbers
- 1 up to and including 4 push buttons with keypad
- most commonly used button designations: reception, deliveries, office, warehouse,...



1 DEVICE: 8 CONFIGURATIONS

fasttel

 Bel







CLASSIC IP





## OUTDOOR UNIT

# WIZARD CLASSIC IP

The Wizard Classic IP is the basic model in our Wizard series. However, make no mistake. It has the same powerful hardware and software inside as its bigger brothers.

However, it has fewer options with only 1, 2, or 3 push buttons. It is ideally suited for industrial purposes because it is so robust.



## SPECIFICATIONS

1. The powerful weatherproof loudspeaker is rated IP65.
2. Aluminium illuminated push button.
3. Housing in anodised aluminium. The support plate is no less than 7 mm thick, which makes it very impact resistant.
4. Microphone is at the bottom, so moisture and wind have no influence.
5. Rear in cast and powder-coated aluminium. The door phone is attached to a stainless-steel wall bracket at the bottom with just 2 screws.



## DIMENSIONS

192x142x39 (HxBxD)

The Wizard Classic IP is only available as a surface mounted model due to its slim design.



Detail of surface mounted model





## OUTDOOR UNIT

# WIZARD CLASSIC IP

The Wizard Classic IP is a no-nonsense door phone that is utterly resistant to vandalism and extreme weather conditions. In fact, it is made of 100% aluminium, which prevent discolouration, corrosion, and rust forming.



### SURFACE MOUNTED DB9701IP

1 button,  
10 destinations



### SURFACE MOUNTED DB9702IP

2 buttons,  
2 x 10 destinations



### SURFACE MOUNTED DB9703IP

3 buttons,  
3 x 10 destinations



## ROBUST HOUSING


The 7-mm thick plate made entirely of aluminium combined with an aluminium cast and powder-coated back piece makes the Wizard Classic IP extremely robust.

The door phone is attached with 2 screws to a stainless-steel wall bracket at the bottom.



BRONZE IP





6





## OUTDOOR STATION

# WIZARD BRONZE IP

Looking for something special? The Wizard Bronze IP satisfies the wishes of the most demanding customer.

This recessed device is made entirely of copper. It can be bronzed in 3 different colours.



## SPECIFICATIONS

1. Fastening screws in copper.
2. Individually fixed copper armatures protect the loudspeaker against rain, wind, and dust.
3. The 160° color camera is very subtly concealed so that your visitor does not feel spied on and vandalism is not attracted.
4. The push buttons are made in copper and enlightened in the middle.
5. Names, logo and house number can be engraved and coloured.
6. The keyboard has 3 functions: access control, telephone, and destination selection (if more than 3 buttons are required). Wiegand output for connection to external access control system is standard.
7. Very sensitive and protected microphone.
8. Housing in copper.



## DIMENSIONS

### Small model

Total dimension: 365x160 mm  
Recess to provide for flush mounted model:  
332x135x62 mm (HxWxD)

### Large model

Total Dimensions: 525x160 mm  
Recess to provide for flush mounted model:  
332x135x62 mm (HxWxD)

Custom made dimensions on simple demand!



*FT25BIL:  
Flush mounted frame for both  
small and large model.*



*FT24BUL:  
Surface mounted frame in  
bronze for both small and large  
model*

## OUTDOOR STATION

# WIZARD BRONZE IP

The Wizard Bronze is entirely made out of copper. They can be bronzed in 3 different colors. In the photo on the right an example of matt rustic.

The brass (=yellow metal) base material can also be polished to gleaming brass, which is very popular in Southern countries. In Western Europe people mainly choose the exclusive brass with matt finish.

No matter what color or finish you choose, this product is the absolute best for people who wish for something special and unique.

### 4 COLOUR VARIATIONS

- FTBM240...: Bronze matte
- FTBR240...: Bronze rustic matte
- FTBG240...: Bronze gold matte
- FTBX240...: RAL color of your choice



#### FLUSH MODEL FTBR2401SIP

1 x 10 destinations

Optionally available  
with 160° colour camera:  
FTBR2401SIPVC

Finish: Bronze rustic matte



#### FLUSH MODEL FTBM2402SIP

2 x 10 destinations

Optionally available  
with 160° colour camera:  
FTBM2402SIPVC

Finish: Bronze matte



#### FLUSH MODEL FTBG2403SKIP

3 x 10 destinations  
with keyboard

Optionally available  
with 160° colour camera:  
FTBG2403SKIPVC

Finish: Bronze gold matte



**ALL MODELS CAN BE EXPANDED WITH THE FOLLOWING OPTIONS:**

1. 160° colour camera (MJPEG/RTSP out)
2. Ekey Fingerprint Reader
3. Proxy reader
4. Keypad



**FLUSH MODEL  
FTBR2401LKIP**

1 x 10 destinations  
with keyboard

Optionally available  
with 160° colour camera:  
FTBR2401LKIPVC

Finish: Bronze rustic matte  
with option FTPROXI



**FLUSH MODEL  
FTBM2402LIP**

2 x 10 destinations

Optionally available  
with 160° colour camera:  
FTBM2402LIPVC

Finish: Bronze matte



**FLUSH MODEL  
FTBG2403LKIP**

3 x 10 destinations  
with keyboard

Optionally available  
with 160° colour camera:  
FTBG2403LKIPVC

Finish: Bronze gold matte


WIZARD BRONZE IP

## EXTENSION MODULES



### FTEKEY

A fingerprint reader that is discretely mounted from the back. So, it lies flush with the front plate.



### FTPROXI


Like the FTEKEY, the optional proximity reader is mounted seamlessly with the front plate from the rear. Only 26x26 mm in size!



### FTNAME

Fasttel can fit your Wizard Bronze with an engraved coloured name and a house number. You can choose the font type and colour. Even logos are possible.





## CUSTOMISATION

The models shown on the previous pages are all stock items. However, customization is no problem at all if you require special sizes.

Fasttel can also easily install your own equipment, such as QR or badge readers, finger scanners, letter boxes, etc.



## FT4SWIP

The FT4SWIP is needed when you need to be able to control multiple ports independently. This module also increases safety: after all, the relays are inside.

This module shows by means of its inputs the status of multiple ports (open/close) on both the VISITOR! as our app.



## FTPAIN

We are also happy to help customers who prefer a different colour than the 3 bronze variants. Let us know your desired RAL colour or supply your own powder and we will paint each part separately.

In this example:  
RAL 9010 and printing RAL 9018





WIZARD BRONZE IP

# LETTER BOXES

FLUSH MODELS



## WIZARD BRONZE + FT24LETTERH

Horizontal configuration


You configure your outdoor unit according to the options on page 4-8. The letter box flap is completely flat, which makes its integration as minimalistic as possible.



## WIZARD BRONZE + FT24LETTERV

Vertical configuration

You configure your outdoor unit according to the options on page 4-8. The letter box flap is completely flat and so it is integrated as minimalistic as possible.



## FT24BR

Horizontal or vertical configuration

This letter box can be placed vertically or horizontally. It's the same size as the Wizard Bronze. This makes them the perfect bronze duo!







# KEYPADS IN BRONZE AND A VARIETY OF BRONZE




## FT24K ACCESS KEYPAD

Stand alone or Wiegand keypad.  
Flush or surface mounted.  
Has 2 relays as standard.

FT24K	outdoor module
FT25KBIS	flush frame
FT25KINT	indoor module with 2 relays

Expandable with FT24PB:  
Integrated bronze bell  
button.



## FT23K ACCESS KEYPAD

Stand alone or Wiegand keypad.  
Flush or surface mounted.  
Has 2 relays as standard.

FT23KF	outdoor flush module
FT23K	outdoor surface module
FT25KINT	indoor module with 2 relays

Expandable with FT23PB:  
Integrated bronze bell  
button.



## FT24NP NAME PLATE

A nameplate may not say every-  
thing, but it does say a lot. After  
all, it is your first business card  
to the outside world. You are  
associated with it by everyone  
who passes by.

Fasttel also helps you to  
distinguish yourself from the  
rest in this regard.



## FLEXRING

This module is truly unique: it is  
a classic door bell but its name  
indication can be changed from  
anywhere in the world.

A built-in web browser gives  
access to the LCD display  
making changes as easy as  
child's play.





FT600VK / FT600VKK  
VIDEOKITS

## VIDEOKITS

# FT600VK & FT600VKK

Looking for a classy product and yet very budget-friendly?

The FT600VK and FT600VKK video kit offers both. Its price will surprise you, but make no mistake: the finish of the outpost is and remains a real Fasttel: beautiful black anodized aluminum finished with real glass! Plastic doesn't stand a chance again.



## SPECIFICATIONS

1. The 140° camera is very subtly concealed so that the visitor does not feel spied on and vandalism is not attracted.
2. The volume of the microphone can be adjusted independently of that of the loudspeaker.
3. A light sensor switches the camera to a perfect black and white night image in the dark.
4. With 4 anti-vandal screws, the outdoor station is firmly fixed.
5. With the optional keyboard 2 relays can be controlled.
6. The very powerful loudspeaker is adjustable in several steps.
7. The frame is made of brushed aluminum and glass.



## DIMENSIONS

The outdoor station FT600 and FT600K can be installed flush or surface mounted and this with 1 and the same frame.

### Total size:

216x116x31 (HxWxD)

Recess to be provided for flush mounted model:

202x102x31 (HxWxD)



*Detail picture surface and flush mount frame FT600BUS*

The kit FT600VK and FT600VKK each consist of:



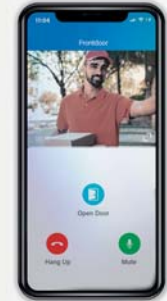
+



+



+



**OUTDOOR UNIT**  
FT600 OR FT600K

**FT600W**

7"inch video monitor  
(cat 5 POE or 12V wifi)

**FT600SW**

POE switch  
4 connections

**FT600LIC4**

4 licenses  
android/ IOS Apple

## UNIQUE FEATURES

- 100% Plug & Play: absolutely no programming required!
- Also not for the apps: scan the QR code and you're done. No need to create an account(s)! We respect your privacy.
- Both flush and surface mounting. Choose during installation!
- Only low cost kit with keypad.
- The outdoor unit is for a 100% made of aluminum and tempered glass. 0% plastic.






CLASSIC ANALOGUE



## OUTDOOR STATION

# WIZARD CLASSIC ANALOGUE

Since 1996 the Wizard Classic proves its reliability, both in private as in industrial projects.



## SPECIFICATIONS

1. Fastening screws in stainless steel.
2. Individually fixed armatures protect the loudspeaker against rain, wind, and dust.
3. A Black & White camera or Colour camera is discreetly incorporated, so that the visitor has no feeling of being watched or vandalism is not attracted.
4. The push buttons are made in aluminium and enlightened in the middle.
5. The optional keypad can control up to 40 contacts and can be used as a telephone.
6. Very sensitive and protected microphone.
7. Housing in brushed aluminium.



## DIMENSIONS

### Small model

Total dimension Surface mounted model: (up to 3 buttons without keyboard): 188x128x40 (HxBxD).  
Total dimension flush mounted model: 202x120 (HxB).  
Recess to provide for flush mounted model: 184x95x41mm (HxBxD).

### Large model

Total dimension Surface mounted model: (Models with keyboard): 268x128x40 (HxBxD).  
Total dimension flush mounted model: 286x120 (HxB).  
Recess to provide for flush mounted model: 268x95x41mm (HxBxD).

### Surface mounted or flush mounted model?

The Wizard Classic is available as surface or flush mounted. For both models, we realized for you, with great care, a perfect finishing of the aluminium housing.



*Detail picture flush mounted*



*Detail picture surface mounted*

## OUTDOOR STATION

# WIZARD CLASSIC ANALOGUE

### MODELS WITHOUT KEYPAD

Each push button can call up to 2 numbers.

### ALL MODELS ARE EXPANDABLE WITH THE FOLLOWING OPTIONS:

1. Integrated black/white or colour pinhole camera
2. FT25SPEECH: speech module
3. FT25BLACK: black anodized frame
4. FT29LON: Lon interface



#### SURFACE MOUNT MODEL DB9701

1 button,  
2 telephone numbers

Optional with black & white  
camera DB9701V or colour  
camera DB9701VC.



#### FLUSH MOUNT MODEL DB9701F

1 button,  
2 telephone numbers

Optional with black & white  
camera DB9701VF or colour  
camera DB9701VCF.



#### SURFACE MOUNT MODEL DB9702

2 buttons,  
2 x 2 telephone numbers

Optional with black & white  
camera DB9702V or colour  
camera DB9702VC.



#### FLUSH MOUNT MODEL DB9702F

2 buttons,  
2 x 2 telephone numbers

Optional with black & white  
camera DB9702VF or colour  
camera DB9702VCF.







## MODEL DB9701K & DB9701KF

Wizard Classic with 1 button en keypad. By push button, you can program 2 destinations (numbers).

You can realize 40 controls by the keypad. Is also adjustable as telephone keypad.



### SURFACE MOUNT MODEL DB9703

3 buttons,  
3 x 2 telephone numbers

Optional with black & white camera DB9703V or colour camera DB9703VC.

### FLUSH MOUNT MODEL DB9703F

3 buttons,  
3 x 2 telephone numbers

Optional with black & white camera DB9703VF or colour camera DB9703VCF.

### SURFACE MOUNT MODEL DB9701K

1 button, 2 telephone numbers  
with keyboard

Optional with black & white camera DB9701KV or colour camera DB9701KVC.

### FLUSH MOUNT MODEL DB9701KF

1 button, 2 telephone numbers  
with keyboard

Optional with black & white camera DB9701KVF or colour camera DB9701KVCF.

## OUTDOOR STATION

# WIZARD CLASSIC ANALOG

### MODELS WITH KEYPAD

By push button, you can program 2 destinations (numbers).  
You can realize 40 controls by the keypad.  
Is also adjustable as telephone keypad.

### MODEL DB9701S

The DB9701S allows to build in the technique of the Wizard classic in each housing. An extra circuit board allows a flexible and custom made connection of the push button(s), microphone, loudspeaker and camera. therefore very usefull for integration in small piles, letter boxes or ticket distributors.



#### SURFACE MOUNT MODEL DB9702K

2 buttons,  
2 x 2 telephone  
numbers with keyboard

Optional with black &  
white camera DB9702KV  
or colour camera  
DB9702KVC.



#### FLUSH MOUNT MODEL DB9702KF

2 buttons,  
2 x 2 telephone  
numbers with keyboard

Optional with black &  
white camera DB9702KV  
or colour camera  
DB9702KVC.



#### SURFACE MOUNT MODEL DB9703K

3 buttons,  
3 x 2 telephone  
numbers with keyboard


Optional with black &  
white camera DB9703KV  
or colour camera  
DB9703KVC.



#### FLUSH MOUNT MODEL DB9703KF

3 buttons,  
3 x 2 telephone  
numbers with keyboard

Optional with black &  
white camera DB9703KV  
or colour camera  
DB9703KVC.



#### MODEL DB9701S

Optional with black &  
white camera DB9701SV  
or colour camera  
DB9701SVC.

## EXTENSION MODULES



### FT25SPEECH SPEECHMODULE

**Speech module** which makes it possible to answer your visitor with a spoken message. In addition, when answering a call, you hear a message, for example the "front door" or the "side-gate". This for each button. Thus, the visitor knows that his call is handled and you know immediately at which outside station and at which button your visitor rings.



### FT8SW

This input/output module extends greatly the possibilities of the Wizard series. Thus, you can make 8 additional controls with your telephone and the optional keypad.

Therefore, the **FT8SW** is also necessary when you have to control independently several doors. The external cameras are also integrated via this module. You can then again select these cameras via the telephone. It is also used to redirect automatically the Wizard series in your absence to another number (for example, a GSM number).

Also available with 4 relays:  
FT4SW.



### IPTALK

With the module **IPTALK** you can transform, without any problem, each Wizard into a full IP door phone. Via a built-in Web page, you keep the total control of all the possible adjustments.

Very compact:  
only 93x65x26 mm.



### FT29LON INTERFACE LON

Thanks to this **LON** pin-up module, the Wizard Classic can be connected to the FT8SW and FT4SW.

Required for :

- commanding more than 1 contact
- controlling more than 1 camera



VISITOR!





## INDOOR STATION

# VISITOR!

We are often being told that Fasttel products just get better and better... So every time we come up with something new, we have a reputation to keep up.

We have done it yet again with the introduction of the VISITOR!

The VISITOR! is an all-in-one device that has no equal: among other things, it makes recordings of your visitors, displays all the cameras around your property, is a phone, provides a connection to any home automation system, and is an alarm clock. Apps from other parties can also be installed via the open android structure.



## SPECIFICATIONS

1. 7" HD touchscreen of just 17 mm thick.
  2. Available in brushed black aluminium or real bronze (3 colours).
  3. Wall or table version.
  4. Visitors are always perfectly visible thanks to the 160° camera built in to every Fasttel IP outdoor unit allowing you to choose whether to grant or refuse entry.
  5. Recording of both image and speech. Each visit is stored on the internal HD and can be used later as evidence.
  6. Up to 50 external IP cameras can be integrated. Quad view and manual recording possible.
  7. Up to eight controls can be activated from the main screen with one click (via any web relay).
  8. 2 inputs for feedback status via hardware LEDs. Very useful for knowing straight away whether gates are open or closed.
  9. Hands-free phone with contacts list.
  10. Android operating system: installation of third-party apps possible via own appstore! Including home automation apps, SONOS, Skype, heating, internet browser, email etc.
  11. Adjustable motion sensor for ultimate ease of use.
- ✓ Alarm clock function.
  - ✓ Can be used with third-party door phones.
  - ✓ Fits into both modern and classic interior.
  - ✓ PoE wiring.
  - ✓ Automatic updates via internet.
  - ✓ Made in Belgium!



## DIMENSIONS

Height: 117 mm  
Width: 203 mm  
Depth: 17 mm



## INDOOR STATION

# VISITOR!

### WALL OR TABLE MODEL

The VISITOR! can be placed on the wall or on a desk pedestal.

### ALL IN ONE INDOOR STATION

7" HD all in one indoor station: videophone, recordings, telephony, camera surveillance, relay activations, alarm clock, Android tablet.

### STANDARD FINISH:

Black brushed aluminium

### 3 EXTRA COLOUR VARIATIONS:

Bronze matte

Bronze rustic matte

Bronze gold matte



### FTVISITOR-B

Finishing: black brushed aluminium

### FTVISITOR-BM

Finishing: bronze matte

### FTVISITOR-BG

Finishing: bronze gold matte

### FTVISITOR-BR

Finishing: bronze rustic matte



### PURE CRAFTSMANSHIP

Copper is very difficult to fold, so the production of this 1.6 kg (!) bronze pedestal requires pure craftsmanship.



**FTVISITOR-B +  
FTVISITORDESK-B**

Finishing: black brushed  
aluminium



**FTVISITOR-BM +  
FTVISITORDESK-BM**

Finishing: bronze matte



**FTVISITOR-BG +  
FTVISITORDESK-BG**

Finishing: bronze gold matte



**FTVISITOR-BR +  
FTVISITORDESK-BR**

Finishing: bronze rustic matte



# VISITOR!

## INDOOR STATION



### MAIN SCREEN

Up to eight controls can be activated with 1 click on the main screen (using any web relay).

Status feedback on 2 inputs via 2 LEDs.  
This is really useful to immediately know whether gates are open or closed.  
Alarm clock function.

Install your own Android Apps! (not for VISITOR! Light)



### OUTDOOR UNITS

You will find an overview here of your outdoor units with and without a camera.  
Choose and click an outdoor unit and the VISITOR! makes immediate contact with it.



### RECORDINGS

Records both video and voice.  
Each visit is recorded on the internal or microSD memory and can be used as evidence at a later time.



## CAMERAS

Up to 50 external IP cameras can be integrated.

Quad playback and manual recording is possible.

Click on a camera and it is displayed full screen. You can then scroll full screen again or go back to quad view.



## TELEPHONY

Hands-free phone with contact list and an overview of all calls.

Phone conversations can be recorded and replayed.

(Not for VISITOR! Light)



## SETTINGS

All settings can be configured using the screen.

No separate software or computer required.



IMAGE ON  
SMARTPHONE







## INDOOR STATION

# FT3000: Image and speech on smartphone over WIFI, 3G, 4G

This module whisks sound and pictures from any Fasttel Wizard door entry phone to an iPhone, iPad, Android devices and Pc's. All of this is accomplished by one unrivalled application that also allows you to:

- Integrate an unlimited number of entry phones
- View up to 10 IP cameras
- Activate up to 8 relays
- View the status of 8 inputs

If available, WiFi is used in the standard configuration. If not, the app automatically switches to a 3G/4G connection. That means you have world-wide control over your visitors. You can see them and speak to them, access several cameras and activate multiple doors. You won't find greater flexibility anywhere on the market!

### WITH OR WITHOUT A TELEPHONE EXCHANGE

The module can be used with or without a telephone exchange.

Without a telephone exchange, only SIP devices, iPhones, iPads and PCs can receive calls from the outdoor station. An analogue or VOIP telephone line can be connected as back up so that the call can be transferred (using the traditional method) to a mobile phone or to another number in case of lack of mobile data.

Coupled with a telephone exchange, our solution is even more unique. In that case, the call is simultaneously transmitted to the traditional telephone network as well as to the IP devices connected to the FT3000. You can then answer the call and open the door with either device.

Even installations that include third party outdoor stations are compatible with the FT3000. Although, these installations must be telephone-based. All old Fasttel door phones can be integrated, regardless of their age.

### CONFIGURATION

The entire project is configured via one web interface. Analogue and SIP intercoms, users and cameras are defined here.

The FT3000 can also be logged in as a client to the main SIP server.



*Integration of any SIP phone and/or home automation display.*

*With the app, multiple cameras can be viewed simultaneously as well as the status (open/closed) of multiple gates.*



### APPS

Fasttel Video Doorbell




FT3000PC



30x70x100 (HxWxD)





REGISTRATION COLUMNS



fasttel




fasttel

1	2	3
4	5	6
7	8	9
*	0	#



WIZARD ELITE IP

# REGISTRATION COLUMNS



## FINISH

Registration column for Wizard Elite in brushed stainless steel. The Wizard Elite becomes a single unit with the registration column such that the aluminium frame around the Elite is no longer required.

### FTEMPEROR

Column for pedestrians.

1900 x 170 x 100mm  
(HxWxD)

### FTEMPERORS

Column for control from a vehicle.

1500 x 170 x 100mm  
(HxWxD)

### FTEMPEROR -B

Column for control from a lorry and car.

2440 x 170 x 100mm  
(HxWxD)

### FTEMPEROR-PROXI

Column with additional glass plate for optional proxy reader.

1900 x 170 x 100mm  
(HxWxD)

### FTEMPERORS-PROXI

Column with additional glass plate for optional proxy reader.

1500 x 170 x 100mm  
(HxWxD)

### FTEMPEROR-DIS

Column with integrated name plate.

1500 x 170 x 100mm  
(HxWxD)



# UNIVERSAL REGISTRATION COLUMNS



## FTEMPEROR-U

Column for pedestrians. The front has one opening for cabling. The back can be completely removed.

1900 x 170 x 100mm  
(HxWxD)



## FTEMPEROR-US

Column for control from a vehicle. The front has one opening for cabling. The back can be completely removed.


1500 x 170 x 100mm  
(HxWxD)



## FTEMPEROR-UB

Column for control from a lorry and car. The front has two openings for cabling. The back can be completely removed.

2500 x 170 x 100mm  
(HxWxD)



## FTEMPEROR-V

Stainless steel base for all FTEMPEROR columns. This reinforces the stability of the registration column.

250 x 180 x 8mm  
(HxWxD)



## **CUSTOMISED REGISTRATION COLUMNS**

Fasttel is your specialist for making customised columns. Large or small with letter and parcel box, painted in your colour of choice: everything is possible.





15





WIZARD BRONZE IP

## REGISTRATION COLUMNS

These registration columns are made entirely of copper. These can be bronzed in 3 different colours.

### 3 COLOUR VARIATIONS SPECIFY WHEN ORDERING:

FT24BRM Bronze matte  
FT24BM Bronze rustic matte  
FT24BGM Bronze gold matte  
or RAL color of your choice.



The door phones are neatly integrated into the column as a whole to achieve the utmost minimalism. This registration column will impress every visitor!

### FTEMPERORBRS

Small model:  
150 x 17 x 10 cm

Finish: FT24BRM  
Bronze rustic matte

### FTEMPERORBR

Large model:  
190 x 17 x 10 cm

Finish: FT24BGM  
Bronze gold matte

### FTEMPERORBR-LB

with integrated letter box:  
190 x 20 x 20 cm

Finish: FT24BM  
Bronze matte



**fasttel**

Door Entry Systems

FASTTEL BELGIUM (Headquarters)

Klipsenstraat 18A, 9160 Lokeren | T +32 (0)9 244 65 20  
info@fasttel.com | www.fasttel.com

FASTTEL NETHERLANDS

Heiligenboom 3, 5066 CB Moergestel | T +31 (0)13 513 65 14  
info@fasttel.nl | www.fasttel.nl

[shop.fasttel.com](https://shop.fasttel.com)